

Model : MB-6280-8-60W

Applications: Widely used in Commercial Lighting, Airports, Office Spaces, Educational Institutes, Hotels and Restaurants, Retail Shops, Showrooms and Malls, Banks.

Electrical Parameters

Input Voltage	100-285V AC
Rated Power	60W (2400mm)
Efficiency	>90%
Power Factor	>0.90
Harmonics	< 10%

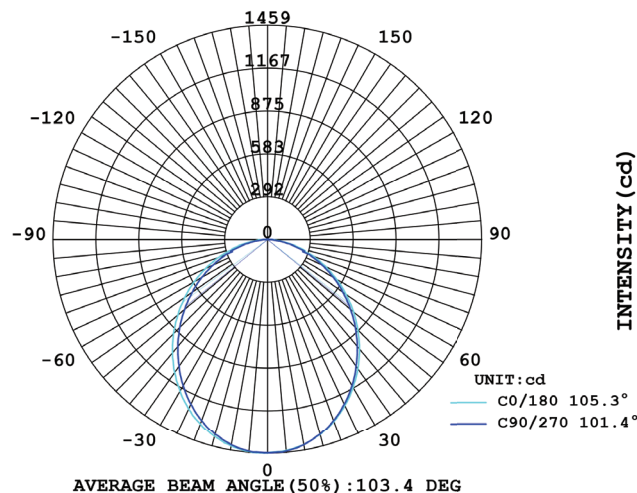
LED Details

Mounting Type	Surface, Recess, Suspended
Led Viewing Angle	120 degrees
Colour Temperature (cct)	3000k/4000k/6500k
Lumens	90Lm/W
Luminous Flux	5400lm
CRI	>80

Protection Parameters

Over- Current Protection	Yes
Short- Circuit Protection	Yes
Over- Voltage Protection	Yes

LUMINOUS INTENSITY DISTRIBUTION




Features

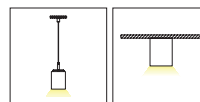
- Super bright output indoor lights
- Equipped with non- flickering drivers & high lumens SMDLED chip
- Long life span up to 50k hours, low decay & low maintenance
- High grade aluminium extrusions with quality surface painting
- Screw-less ABS End caps with zero light leakage
- High efficiency PMMA & even light distribution
- Easy installation, end to end connections optional
- Dimmable driver supports for all products

NOTE: Customization possible as per requirement

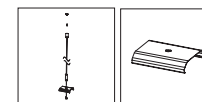
Linear Continuous



Mounting



Accessories



Optional



Dimension
62mmx80mmx2400mm