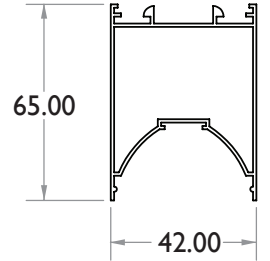


# 48W Linear 4265



**MAHABELL**



**Model : MB-4265-8-48W**

**Applications:** Widely used in Commercial Lighting, Airports, Office Spaces, Educational Institutes, Hotels and Restaurants, Retail Shops, Showrooms and Malls, Banks.

### Electrical Parameters

Input Voltage	100-285V AC
Rated Power	48W (2400mm)
Efficiency	>90%
Power Factor	>0.90
Harmonics	< 10%

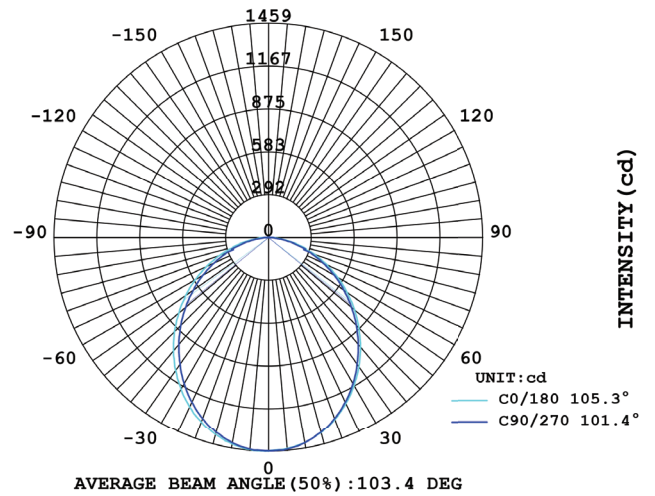
### LED Details

Mounting Type	Surface, Recess, Suspended
Led Viewing Angle	120 degrees
Colour Temperature (cct)	3000k/4000k/6500k
Lumens	100 Lm/ W
Luminous Flux	4800lm
CRI	>80

### Protection Parameters

Over- Current Protection	Yes
Short- Circuit Protection	Yes
Over- Voltage Protection	Yes

LUMINOUS INTENSITY DISTRIBUTION




### Features

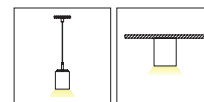
- Super bright output indoor lights
- Equipped with non- flickering drivers & high lumens SMDLED chip
- Long life span up to 50k hours, low decay & low maintenance
- High grade aluminium extrusions with quality surface painting
- Screw-less ABS End caps with zero light leakage
- High efficiency PMMA & even light distribution
- Easy installation, end to end connections optional
- Dimmable driver supports for all products

**NOTE: Customization possible as per requirement**

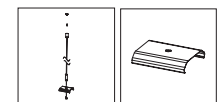
### Linear Continuous



### Mounting



### Accessories



### Optional



### Dimension

42mmx65mmx2400mm

